



ASBK.COM.AU f t i y

Winton Motor Raceway : OFFICIAL TEST : April 11 & 12

SUPERSPORT 300 / YAMAHA R3 CUP

Practice 2

Date: 11/04/17
 Event: P04
 Weather: Sunny - 18.1C
 Track: Dry - 31.4C

Started at: 10:58:12
 Laps: 30 Min
 Starters: 11
 Printed at: 18:59

CLASSIFICATION

Pos	No	Name	Machine	Fastest Lap	On Lap	Behind Prev	Behind Leader	Top Speed
1	86	Oliver BAYLISS (QLD)	Kawasaki Ninja 300	1:35.681	16 of 17			161
2	39	Scott NICHOLSON (VIC) / G. Williams Motorcycle Engineering / Traction Control Suspension	Kawasaki Ninja 300	1:35.941	17 of 18	.260	.260	160
3	41	Max CROKER (NSW) / KTM Australia / Nolan / Ron Angel Classic Racing / Gold n Tint Signage	KTM RC 390	1:36.456	14 of 18	.515	.775	161
4	93	Drew SELLS (VIC) / Race Center / Peter Stevens Motorcycles / Oilee Racing / Rubick	Kawasaki Ninja 300	1:36.572	11 of 15	.116	.891	159
5	333	Yannis SHAW (NSW) / BCperformance Junior Team / LandscapeSupplies.com.au / Ipone	Kawasaki Ninja 300	1:39.480	18 of 18	2.908	3.799	156
6	152	Dan THOMAS (NSW) / LTR / Inglis Racing / Marriott Smash Repair / Super Moto Armidale	Yamaha R3 321	1:40.941	14 of 14	1.461	5.260	154
7	34	Boyd HOCKING (VIC) / DPH Motorsport Yamaha	Yamaha R3 321	1:41.808	9 of 14	.867	6.127	154
8	57	Seth CRUMP	KTM RC 390	1:42.063	13 of 14	.255	6.382	160
9	337	Gregory FARRELL (NSW) / BCperformance / Landscapesupplies.com.au	Kawasaki Ninja 300	1:43.060	12 of 17	.997	7.379	155
10	53	John HENDERSON	Yamaha R3 321	1:44.785	14 of 14	1.725	9.104	153
11	70	Troy RYAN	Yamaha R3 321	1:53.473	10 of 10	8.688	17.792	155

New best lap for SS300 class - Previous: 1:37.277 by Reid BATTYE (NSW) on a Kawasaki EX 300 set on 01/10/16


Scott Laing
 Chief Time Keeper - Scott Laing

Clerk of Course - Simon Maas

Computime Race Timing Systems Pty Ltd © 1996
 Licensed to Computime Race Timing Systems

www.computime.com.au

COMPUTIME RACE TIMING SYSTEMS PTY LTD





ASBK.COM.AU f t i y

Winton Motor Raceway : OFFICIAL TEST : April 11 & 12

SUPERSPORT 300 / YAMAHA R3 CUP

Practice 2

Date: 11/04/17
 Event: P04
 Weather: Sunny - 18.1C
 Track: Dry - 31.4C

Started at: 10:58:12
 Laps: 30 Min
 Starters: 11
 Printed at: 18:59

LAP TIMES

No	Name	Lap 1	Lap 2	Lap 3	Lap 4	Lap 5	Lap 6	Lap 7	Lap 8	Lap 9	Lap 10
34	Boyd HOCKING (VIC)	13:22.880	1:55.420	1:45.769	1:44.193	1:43.380	1:42.729	1:42.432	1:42.720	1:41.808	1:43.281
10		4:18.332	1:53.909	1:44.406	1:43.811						
39	Scott NICHOLSON (VIC)	9:02.901	1:43.509	1:39.043	1:38.759	1:38.278	1:37.655	1:37.775	2:36.325	1:42.035	1:37.217
10		1:36.276	1:36.981	1:36.558	1:37.307	1:37.291	1:39.692	1:35.941	1:36.380		
41	Max CROKER (NSW)	9:00.946	1:55.314	1:42.102	1:40.431	1:38.695	1:38.552	1:37.844	1:37.579	1:39.604	1:37.679
10		1:41.033	1:37.249	1:36.833	1:36.456	1:36.873	1:43.711	1:46.044	1:37.662		
53	John HENDERSON	2:02.725	1:50.324	1:47.928	1:47.000	1:45.873	3:39.521	1:52.941	1:47.216	1:46.656	3:32.591
10		1:54.973	1:46.037	1:44.899	1:44.785						
57	Seth CRUMP	1:59.775	1:46.113	1:45.313	1:44.850	1:43.616	3:25.114	1:51.809	1:42.597	1:42.231	1:42.144
10		4:15.408	1:53.741	1:42.063	1:42.839						
70	Troy RYAN	8:47.337	2:04.152	1:56.627	1:55.016	12:32.210	2:07.395	1:56.223	1:53.883	1:53.819	1:53.473
86	Oliver BAYLISS (QLD)	8:26.426	1:51.153	1:42.582	1:39.594	1:38.422	1:37.255	1:37.142	1:36.429	1:35.999	1:36.851
10		3:18.598	1:40.531	1:35.813	1:35.735	1:35.754	1:35.681	1:36.734			
93	Drew SELLS (VIC)	1:44.904	1:38.481	1:41.180	1:37.809	1:36.907	1:36.864	2:10.155	1:58.315	3:39.826	1:42.775
10		1:36.572	1:36.900	1:37.636	1:45.079	1:40.352					
152	Dan THOMAS (NSW)	9:46.092	1:54.906	1:46.705	1:46.184	1:44.460	3:04.855	1:48.846	1:44.588	1:42.033	1:48.428
10		1:42.406	1:43.624	1:43.754	1:40.941						
333	Yannis SHAW (NSW)	8:11.586	2:44.881	1:43.348	1:41.745	1:41.459	1:41.666	1:40.621	1:40.222	1:40.160	1:41.715
10		1:39.913	1:40.773	1:40.071	1:40.151	1:40.220	1:39.838	1:39.916	1:39.480		
337	Gregory FARRELL (NSW)	9:52.785	1:51.379	1:45.188	1:44.286	1:43.517	1:43.624	1:44.577	1:43.481	1:43.725	1:44.079
10		1:43.741	1:43.060	1:43.787	1:43.321	1:43.215	1:43.587	1:43.452			



Scott Laing
 Chief Time Keeper - Scott Laing

Clerk of Course - Simon Maas

Computime Race Timing Systems Pty Ltd © 1996
 Licensed to Computime Race Timing Systems

www.computime.com.au

COMPUTIME RACE TIMING SYSTEMS PTY LTD





ASBK.COM.AU f t i y

Winton Motor Raceway : OFFICIAL TEST : April 11 & 12

SUPERSPORT 300 / YAMAHA R3 CUP

Practice 2

Date: 11/04/17
 Event: P04
 Weather: Sunny - 18.1C
 Track: Dry - 31.4C

Started at: 10:58:12
 Laps: 30 Min
 Starters: 11
 Printed at: 18:59

SPLIT TIMES

Lap	Split 1	Split 2	Split 3	Split 4	Lap Time	Spd	Lap	Split 1	Split 2	Split 3	Split 4	Lap Time	Spd
34 Boyd HOCKING (VIC) (7th)							41 Max CROKER (NSW) (3rd)						
1	19.263	18.773	38.602	12:06.242	13:22.880 P		1	19.212	18.212	36.652	7:46.870	9:00.946 P	
2	22.805	18.232	38.179	36.204	1:55.420 P		2	23.301	18.391	38.272	35.350	1:55.314 P	
3	14.810	17.881	37.917	35.161	1:45.769	154	3	14.492	17.293	36.185	34.132	1:42.102	158
4	14.535	17.536	37.152	34.970	1:44.193	154	4	14.142	17.154	35.635	33.500	1:40.431	159
5	14.532	17.427	36.694	34.727	1:43.380	154	5	13.829	16.772	34.761	33.333	1:38.695	160
6	14.487	17.376	36.444	34.422	1:42.729	154	6	13.717	16.646	34.600	33.589	1:38.552	161
7	14.396	17.420	36.052	34.564	1:42.432	151	7	13.530	16.605	34.421	33.288	1:37.844	161
8	14.273	17.187	36.363	34.897	1:42.720	153	8	13.587	16.594	34.298	33.100	1:37.579	160
9	14.204	17.168	36.021	34.415	1:41.808	153	9	13.497	16.508	34.011	35.588	1:39.604	160
10	14.293	17.238	36.863	34.887	1:43.281	154	10	13.912	16.504	34.241	33.022	1:37.679	156
11	14.543	17.422	36.681	3:09.686	4:18.332	154	11	13.590	16.376	36.071	34.996	1:41.033	160
12	22.704	18.503	37.551	35.151	1:53.909 P		12	13.569	16.509	33.987	33.184	1:37.249	160
13	14.593	17.745	37.299	34.769	1:44.406	151	13	13.564	16.368	33.855	33.046	1:36.833	160
14	14.849	17.477	36.512	34.973	1:43.811	154	14	13.452	16.440	33.667	32.897	1:36.456	160
							15	13.432	16.292	33.743	33.406	1:36.873	159
							16	13.442	16.288	38.148	35.833	1:43.711	160
39 Scott NICHOLSON (VIC) (2nd)							53 John HENDERSON (10th)						
1	17.181	20.094	41.912	7:43.714	9:02.901 P		1	21.753	20.987	42.526	37.459	2:02.725 P	
2	16.636	17.049	35.272	34.552	1:43.509 P		2	16.119	18.810	38.688	36.707	1:50.324	147
3	14.128	16.478	34.437	34.000	1:39.043	152	3	15.832	18.140	38.173	35.783	1:47.928	149
4	13.925	16.529	34.421	33.884	1:38.759	154	4	15.639	17.890	37.259	36.212	1:47.000	151
5	13.864	16.509	34.113	33.792	1:38.278	156	5	15.345	17.842	36.931	35.755	1:45.873	150
6	13.748	16.576	33.961	33.370	1:37.655	155	6	15.332	17.595	1:23.556	1:43.038	3:39.521	150
7	13.783	16.464	33.953	33.575	1:37.775	157	7	20.028	18.630	37.930	36.353	1:52.941 P	
8	13.862	16.807	35.136	1:30.520	2:36.325	156	8	15.671	17.996	37.492	36.057	1:47.216	149
9	18.047	16.431	34.352	33.205	1:42.035 P		9	15.661	17.799	37.189	36.007	1:46.656	148
10	13.620	15.995	34.347	33.255	1:37.217	157	10	15.641	17.782	37.998	2:21.170	3:32.591	149
11	13.608	16.053	33.584	33.031	1:36.276	154	11	22.544	18.782	37.803	35.844	1:54.973 P	
12	13.553	16.253	33.901	33.274	1:36.981	156	12	15.361	17.767	37.118	35.791	1:46.037	150
13	13.630	16.252	33.668	33.008	1:36.558	155	13	15.198	17.483	36.907	35.311	1:44.899	153
14	13.610	16.214	34.158	33.325	1:37.307	155	14	15.076	17.593	36.861	35.255	1:44.785	152
15	13.741	16.362	33.748	33.440	1:37.291	155							
16	13.754	18.092	35.101	32.745	1:39.692	155							
17	13.475	15.984	33.208	33.274	1:35.941	156							
18	13.473	16.498	33.514	32.895	1:36.380	160							



Scott Laing
 Chief Time Keeper - Scott Laing

Clerk of Course - Simon Maas

Computime Race Timing Systems Pty Ltd © 1996
 Licensed to Computime Race Timing Systems

www.computime.com.au

COMPUTIME RACE TIMING SYSTEMS PTY LTD





ASBK.COM.AU f t i y

Winton Motor Raceway : OFFICIAL TEST : April 11 & 12

SUPERSPORT 300 / YAMAHA R3 CUP

Practice 2

Date: 11/04/17
 Event: P04
 Weather: Sunny - 18.1C
 Track: Dry - 31.4C


Started at: 10:58:12
 Laps: 30 Min
 Starters: 11
 Printed at: 18:59

SPLIT TIMES

Lap	Split 1	Split 2	Split 3	Split 4	Lap Time	Spd	Lap	Split 1	Split 2	Split 3	Split 4	Lap Time	Spd
57 Seth CRUMP (8th)							8	13.457	16.278	33.898	32.796	1:36.429	161
1	27.011	19.850	37.789	35.125	1:59.775 P		9	13.389	16.179	33.627	32.804	1:35.999	160
2	15.323	18.620	37.562	34.608	1:46.113	159	10	13.853	16.356	34.097	32.545	1:36.851	159
3	15.263	18.856	36.596	34.598	1:45.313	159	11	13.527	16.477	34.577	2:14.017	3:18.598	159
4	14.955	18.514	36.882	34.499	1:44.850	160	12	16.795	16.587	34.255	32.894	1:40.531 P	
5	14.807	18.223	36.198	34.388	1:43.616	159	13	13.495	16.060	33.797	32.461	1:35.813	159
6	14.631	18.241	35.932	2:16.310	3:25.114	160	14	13.337	16.138	33.330	32.930	1:35.735	160
7	22.120	18.956	36.475	34.258	1:51.809 P		15	13.950	16.004	33.314	32.486	1:35.754	160
8	14.498	18.062	36.095	33.942	1:42.597	158	16	13.318	16.137	33.632	32.594	1:35.681	160
9	14.506	17.709	36.008	34.008	1:42.231	159	17	13.357	15.994	33.545	33.838	1:36.734	159
10	14.730	17.799	35.749	33.866	1:42.144	157	93 Drew SELLS (VIC) (4th)						
11	14.610	18.952	37.414	3:04.432	4:15.408	158	1	18.548	17.501	34.614	34.241	1:44.904 P	
12	24.436	18.925	36.211	34.169	1:53.741 P		2	14.102	16.410	34.240	33.729	1:38.481	154
13	14.385	17.742	35.740	34.196	1:42.063	159	3	13.816	16.404	36.511	34.449	1:41.180	153
14	14.408	17.822	36.337	34.272	1:42.839	160	4	13.551	16.307	34.012	33.939	1:37.809	156
70 Troy RYAN (11th)							5	13.502	16.085	33.807	33.513	1:36.907	156
1	22.590	23.126	49.479	7:12.142	8:47.337 P		6	13.486	16.167	33.838	33.373	1:36.864	155
2	22.457	20.855	42.368	38.472	2:04.152 P		7	13.474	16.320	34.948	1:05.413	2:10.155	155
3	16.467	20.562	41.739	37.859	1:56.627	148	8	21.760	19.682	42.181	34.692	1:58.315 P	
4	16.047	19.978	40.772	38.219	1:55.016	153	9	13.600	16.100	33.814	2:36.312	3:39.826	154
5	16.501	20.309	41.203	11:14.197	12:32.210	150	10	17.234	16.946	34.827	33.768	1:42.775 P	
6	23.393	21.369	43.370	39.263	2:07.395 P		11	13.541	16.070	33.674	33.287	1:36.572	154
7	16.501	20.485	41.645	37.592	1:56.223	149	12	13.499	16.103	33.546	33.752	1:36.900	153
8	15.903	19.850	40.422	37.708	1:53.883	155	13	13.531	15.983	34.065	34.057	1:37.636	155
9	15.912	20.203	40.126	37.578	1:53.819	151	14	14.415	17.887	39.155	33.622	1:45.079	159
10	15.992	19.711	40.349	37.421	1:53.473	150	15	13.506	16.072	36.183	34.591	1:40.352	155
86 Oliver BAYLISS (QLD) (1st)							152 Dan THOMAS (NSW) (6th)						
1	22.936	22.132	41.741	6:59.617	8:26.426 P		1	21.142	18.672	40.084	8:26.194	9:46.092 P	
2	18.349	19.898	38.024	34.882	1:51.153 P		2	21.381	18.338	38.735	36.452	1:54.906 P	
3	14.676	17.515	36.153	34.238	1:42.582	158	3	15.206	17.882	37.712	35.905	1:46.705	150
4	13.880	16.832	35.040	33.842	1:39.594	157	4	14.870	17.679	37.821	35.814	1:46.184	150
5	13.806	16.866	34.606	33.144	1:38.422	157	5	14.650	17.614	36.876	35.320	1:44.460	152
6	13.582	16.537	34.251	32.885	1:37.255	160	6	14.773	17.404	37.817	1:54.861	3:04.855	152
7	13.700	16.455	34.222	32.765	1:37.142	161	7	17.782	17.783	37.846	35.435	1:48.846 P	

Scott Laing
 Chief Time Keeper - Scott Laing

Clerk of Course - Simon Maas



Computime Race Timing Systems Pty Ltd © 1996
 Licensed to Computime Race Timing Systems

www.computime.com.au

COMPUTIME RACE TIMING SYSTEMS PTY LTD



ASBK.COM.AU f t i y

Winton Motor Raceway : OFFICIAL TEST : April 11 & 12

SUPERSPORT 300 / YAMAHA R3 CUP

Practice 2

Date: 11/04/17
 Event: P04
 Weather: Sunny - 18.1C
 Track: Dry - 31.4C

Started at: 10:58:12
 Laps: 30 Min
 Starters: 11
 Printed at: 18:59

SPLIT TIMES

Lap	Split 1	Split 2	Split 3	Split 4	Lap Time	Spd	Lap	Split 1	Split 2	Split 3	Split 4	Lap Time	Spd
8	14.693	17.716	37.028	35.151	1:44.588	150	16	13.746	17.182	34.760	34.150	1:39.838	155
9	14.392	17.146	36.000	34.495	1:42.033	151	17	13.961	<u>16.930</u>	34.973	34.052	1:39.916	153
10	14.472	18.305	39.191	36.460	1:48.428	152	18	13.903	16.952	<u>34.628</u>	33.997	<u>1:39.480</u>	153
11	14.416	17.019	36.365	34.606	1:42.406	150	337 Gregory FARRELL (NSW) (9th)						
12	14.536	17.198	37.003	34.887	1:43.624	151	1	18.830	18.537	40.390	8:35.028	9:52.785 P	
13	15.673	17.103	36.284	34.694	1:43.754	151	2	19.506	18.361	37.380	36.132	1:51.379 P	
14	<u>14.053</u>	<u>16.929</u>	<u>35.767</u>	<u>34.192</u>	<u>1:40.941</u>	154	3	14.633	17.526	36.732	36.297	1:45.188	151
333 Yannis SHAW (NSW) (5th)							4	14.591	17.507	36.891	35.297	1:44.286	153
1	20.318	18.308	37.364	6:55.596	8:11.586 P		5	14.393	17.548	36.545	35.031	1:43.517	154
2	1:14.319	18.396	37.118	35.048	2:44.881 P		6	<u>14.251</u>	17.302	36.619	35.452	1:43.624	154
3	14.176	17.671	36.768	34.733	1:43.348	152	7	14.546	17.698	37.143	35.190	1:44.577	153
4	14.125	17.344	35.881	34.395	1:41.745	152	8	14.515	17.670	36.417	34.879	1:43.481	150
5	14.092	17.332	35.689	34.346	1:41.459	154	9	14.539	17.521	36.702	34.963	1:43.725	151
6	13.900	17.297	36.145	34.324	1:41.666	155	10	14.438	17.607	36.774	35.260	1:44.079	155
7	13.981	17.331	35.400	<u>33.909</u>	1:40.621	154	11	14.515	17.724	36.602	34.900	1:43.741	151
8	<u>13.744</u>	17.191	35.023	34.264	1:40.222	156	12	14.455	<u>17.199</u>	36.697	<u>34.709</u>	<u>1:43.060</u>	153
9	13.934	17.132	34.886	34.208	1:40.160	154	13	14.494	17.687	36.706	34.900	1:43.787	151
10	13.978	17.049	36.411	34.277	1:41.715	152	14	14.326	17.489	36.783	34.723	1:43.321	151
11	13.946	17.040	34.903	34.024	1:39.913	154	15	14.539	17.386	<u>36.318</u>	34.972	1:43.215	152
12	13.855	17.284	35.454	34.180	1:40.773	154	16	14.507	17.456	36.597	35.027	1:43.587	148
13	13.890	17.131	35.108	33.942	1:40.071	153	17	14.514	17.465	36.509	34.964	1:43.452	150
14	13.855	17.007	34.982	34.307	1:40.151	154							
15	14.186	16.955	34.997	34.082	1:40.220	153							



Scott Laing
 Chief Time Keeper - Scott Laing

Clerk of Course - Simon Maas

Computime Race Timing Systems Pty Ltd © 1996
 Licensed to Computime Race Timing Systems

www.computime.com.au

COMPUTIME RACE TIMING SYSTEMS PTY LTD





ASBK.COM.AU f t i y

Winton Motor Raceway : OFFICIAL TEST : April 11 & 12

SUPERSPORT 300 / YAMAHA R3 CUP

Practice 2

Date: 11/04/17
 Event: P04
 Weather: Sunny - 18.1C
 Track: Dry - 31.4C

Started at: 10:58:12
 Laps: 30 Min
 Starters: 11
 Printed at: 18:59

FASTEST LAPS SEQUENCE

Race Time	No	Name	Machine	Fastest Lap	On Lap
8:13.925	333	Yannis SHAW (NSW)	Kawasaki Ninja 300	8:11.586	1
10:58.806	333	Yannis SHAW (NSW)	Kawasaki Ninja 300	2:44.881	2
11:09.353	41	Max CROKER (NSW)	KTM RC 390	1:55.314	2
11:16.257	86	Oliver BAYLISS (QLD)	Kawasaki Ninja 300	1:51.153	2
11:52.420	39	Scott NICHOLSON (VIC)	Kawasaki Ninja 300	1:43.509	2
12:42.154	333	Yannis SHAW (NSW)	Kawasaki Ninja 300	1:43.348	3
12:51.455	41	Max CROKER (NSW)	KTM RC 390	1:42.102	3
13:31.463	39	Scott NICHOLSON (VIC)	Kawasaki Ninja 300	1:39.043	3
13:53.618	93	Drew SELLS (VIC)	Kawasaki Ninja 300	1:38.481	2
16:16.855	86	Oliver BAYLISS (QLD)	Kawasaki Ninja 300	1:38.422	5
16:48.500	39	Scott NICHOLSON (VIC)	Kawasaki Ninja 300	1:38.278	5
17:12.607	93	Drew SELLS (VIC)	Kawasaki Ninja 300	1:37.809	4
17:54.110	86	Oliver BAYLISS (QLD)	Kawasaki Ninja 300	1:37.255	6
18:49.514	93	Drew SELLS (VIC)	Kawasaki Ninja 300	1:36.907	5
20:26.378	93	Drew SELLS (VIC)	Kawasaki Ninja 300	1:36.864	6
21:07.681	86	Oliver BAYLISS (QLD)	Kawasaki Ninja 300	1:36.429	8
22:43.680	86	Oliver BAYLISS (QLD)	Kawasaki Ninja 300	1:35.999	9
30:55.473	86	Oliver BAYLISS (QLD)	Kawasaki Ninja 300	1:35.813	13
32:31.208	86	Oliver BAYLISS (QLD)	Kawasaki Ninja 300	1:35.735	14
35:42.643	86	Oliver BAYLISS (QLD)	Kawasaki Ninja 300	1:35.681	16



Scott Laing
 Chief Time Keeper - Scott Laing

Clerk of Course - Simon Maas

Computime Race Timing Systems Pty Ltd © 1996
 Licensed to Computime Race Timing Systems

www.computime.com.au

COMPUTIME RACE TIMING SYSTEMS PTY LTD





ASBK.COM.AU f t i y

Winton Motor Raceway : OFFICIAL TEST : April 11 & 12

SUPERSPORT 300 / YAMAHA R3 CUP

Practice 2

Date: 11/04/17
 Event: P04
 Weather: Sunny - 18.1C
 Track: Dry - 31.4C


Started at: 10:58:12
 Laps: 30 Min
 Starters: 11
 Printed at: 18:59

BEST PARTIAL TIMES

Pos	Split 1		Split 2		Split 3		Split 4		LAP		Ideal	Fastest
	Name	Time	Name	Time	Name	Time	Name	Time	Name	Time		
1	O. BAYLISS	13.318	D. SELLS	15.983	S. NICHOLSO	33.208	O. BAYLISS	32.461	O. BAYLISS	1:35.087	1:35.681	
2	M. CROKER	13.432	S. NICHOLSO	15.984	O. BAYLISS	33.314	S. NICHOLSO	32.745	S. NICHOLSO	1:35.410	1:35.941	
3	S. NICHOLSO	13.473	O. BAYLISS	15.994	D. SELLS	33.546	M. CROKER	32.897	M. CROKER	1:36.284	1:36.456	
4	D. SELLS	13.474	M. CROKER	16.288	M. CROKER	33.667	D. SELLS	33.287	D. SELLS	1:36.290	1:36.572	
5	Y. SHAW	13.744	D. THOMAS	16.929	Y. SHAW	34.628	S. CRUMP	33.866	Y. SHAW	1:39.211	1:39.480	
6	D. THOMAS	14.053	Y. SHAW	16.930	S. CRUMP	35.740	Y. SHAW	33.909	D. THOMAS	1:40.941	1:40.941	
7	B. HOCKING	14.204	B. HOCKING	17.168	D. THOMAS	35.767	D. THOMAS	34.192	S. CRUMP	1:41.700	1:42.063	
8	G. FARRELL	14.251	G. FARRELL	17.199	B. HOCKING	36.021	B. HOCKING	34.415	B. HOCKING	1:41.808	1:41.808	
9	S. CRUMP	14.385	J. HENDERSO	17.483	G. FARRELL	36.318	G. FARRELL	34.709	G. FARRELL	1:42.477	1:43.060	
10	J. HENDERSO	15.076	S. CRUMP	17.709	J. HENDERSO	36.861	J. HENDERSO	35.255	J. HENDERSO	1:44.675	1:44.785	
11	T. RYAN	15.903	T. RYAN	19.711	T. RYAN	40.126	T. RYAN	37.421	T. RYAN	1:53.161	1:53.473	

Scott Laing
 Chief Time Keeper - Scott Laing

Clerk of Course - Simon Maas



Computime Race Timing Systems Pty Ltd © 1996
 Licensed to Computime Race Timing Systems

www.computime.com.au

COMPUTIME RACE TIMING SYSTEMS PTY LTD